



**CITY OF PLANO
COUNCIL AGENDA ITEM**

CITY SECRETARY'S USE ONLY				
<input type="checkbox"/> Consent <input type="checkbox"/> Regular <input type="checkbox"/> Statutory				
Council Meeting Date:		8/22/11		
Department:		Finance		
Department Head		Denise Tacke		
Agenda Coordinator (include phone #): Katherine Crumbley - x-7479				
CAPTION				
A Resolution of the City Council of the City of Plano, Texas, approving the Investment Portfolio Summary for the quarter ending June 30, 2011 and providing an effective date.				
FINANCIAL SUMMARY				
<input checked="" type="checkbox"/> NOT APPLICABLE <input type="checkbox"/> OPERATING EXPENSE <input type="checkbox"/> REVENUE <input type="checkbox"/> CIP				
FISCAL YEAR: 2010-2011	Prior Year (CIP Only)	Current Year	Future Years	TOTALS
Budget	0	0	0	0
Encumbered/Expended Amount	0	0	0	0
This Item	0	0	0	0
BALANCE	0	0	0	0
FUND(s):				
COMMENTS: This item has no fiscal impact. STRATEGIC PLAN GOAL: Investment Portfolio Summary Reviews relate to the City's Goal of Financially Strong City with Service Excellence.				
SUMMARY OF ITEM				
Quarterly Investment report ending June 30, 2011.				
List of Supporting Documents: Investment Portfolio Summary			Other Departments, Boards, Commissions or Agencies	

A Resolution of the City Council of the City of Plano, Texas, approving the Investment Portfolio Summary for the quarter ending June 30, 2011 and providing an effective date.

WHEREAS, the City Council has been presented the City of Plano’s Investment Portfolio Summary for the Quarter Ending June 30, 2011, a substantial copy of which is attached hereto as Exhibit “A” and incorporated herein by reference (hereinafter called “Investment Portfolio Summary”); and

WHEREAS, the Public Funds Investment Act at Texas Government Code, Section 2256.005, requires the governing body of an investing entity to review its investment policy and investment strategies not less than annually; and

WHEREAS, upon full review and consideration of the Investment Portfolio Summary, and all matters attendant and related thereto, the City Council is of the opinion that the same should be approved.

NOW, THEREFORE, BE IT RESOLVED BY THE CITY COUNCIL OF THE CITY OF PLANO, TEXAS, THAT:

Section I. The City of Plano’s Investment Portfolio Summary for the Quarter Ending June 30, 2011, having been reviewed by the City Council of the City of Plano and found to be acceptable and in the best interests of the City of Plano and its citizens, is hereby in all things approved.

Section II. This Resolution shall become effective immediately upon its passage.

DULY PASSED AND APPROVED this the 22nd day of August, 2011.

Phil Dyer, MAYOR

ATTEST:

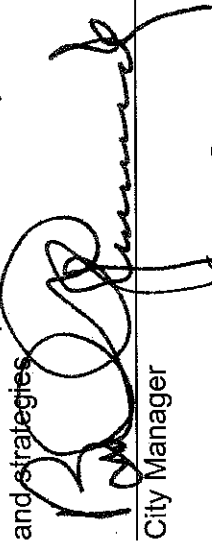
Diane Zucco, CITY SECRETARY

APPROVED AS TO FORM:


Diane C. Wetherbee, CITY ATTORNEY

City of Plano
INVESTMENT PORTFOLIO SUMMARY
For the Quarter Ended
June 30, 2011

The investment portfolio of the City of Plano is in compliance with the Public Funds Investment Act and the City's Investment Policy and strategies.




City Manager



Denise Lacke
Director of Finance



Myra Conheli
Treasurer



Jennifer Anderson
Treasury Analyst

Federal Reserve Press Release, June 22, 2011

Information received since the Federal Open Market Committee met in April indicates that the economic recovery is continuing at a moderate pace, though somewhat more slowly than the Committee had expected. Also, recent labor market indicators have been weaker than anticipated. The slower pace of the recovery reflects in part factors that are likely to be temporary, including the damping effect of higher food and energy prices on consumer purchasing power and spending as well as supply chain disruptions associated with the tragic events in Japan. Household spending and business investment in equipment and software continue to expand. However, investment in nonresidential structures is still weak, and the housing sector continues to be depressed. Inflation has picked up in recent months, mainly reflecting higher prices for some commodities and imported goods, as well as the recent supply chain disruptions. However, longer-term inflation expectations have remained stable.

Consistent with its statutory mandate, the Committee seeks to foster maximum employment and price stability. The unemployment rate remains elevated; however, the Committee expects the pace of recovery to pick up over coming quarters and the unemployment rate to resume its gradual decline toward levels that the Committee judges to be consistent with its dual mandate. Inflation has moved up recently, but the Committee anticipates that inflation will subside to levels at or below those consistent with the Committee's dual mandate as the effects of past energy and other commodity price increases dissipate. However, the Committee will continue to pay close attention to the evolution of inflation and inflation expectations.

To promote the ongoing economic recovery and to help ensure that inflation, over time, is at levels consistent with its mandate, the Committee decided today to keep the target range for the federal funds rate at 0 to 1/4 percent. The Committee continues to anticipate that economic conditions--including low rates of resource utilization and a subdued outlook for inflation over the medium run--are likely to warrant exceptionally low levels for the federal funds rate for an extended period. The Committee will complete its purchases of \$600 billion of longer-term Treasury securities by the end of this month and will maintain its existing policy of reinvesting principal payments from its securities holdings. The Committee will regularly review the size and composition of its securities holdings and is prepared to adjust those holdings as appropriate.

The Committee will monitor the economic outlook and financial developments and will act as needed to best foster maximum employment and price stability.

<u>Asset Type</u>	<u>Ave. Yield</u>	<u>June 30, 2011</u>		<u>March 31, 2011</u>	
		<u>End Book Value</u>	<u>End Market Value</u>	<u>End Book Value</u>	<u>End Market Value</u>
Pools/NOW Accounts	0.10%	125,624,730.33	125,624,730.33	98,017,591.88	98,017,591.88
Certificates of Deposit	1.06%	32,500,253.27	32,500,253.27	34,735,764.20	34,735,764.20
FFCB Bonds	0.88%	10,019,772.15	10,010,420.00	10,022,075.95	9,948,880.00
FHLB Bonds	1.11%	106,160,291.37	107,046,996.18	122,385,411.72	122,816,535.85
FHLMC Bonds	1.66%	88,495,187.31	89,009,624.00	108,657,018.86	107,701,909.00
FNMA Bonds	1.23%	38,865,946.98	39,224,331.00	47,796,053.83	47,545,121.40
Totals		401,666,181.41	403,416,354.78	421,613,916.44	420,765,802.33

Average Yield (1):

Total Portfolio 0.97%

Fiscal Year-to-Date Average Yield (2):

Total Portfolio 1.04%

This Quarter:

Rolling Six Month Treasury Yield	0.13%
Rolling Two Year Treasury Yield	0.63%
TexPool Yield	0.12%

Last 12 Months:

Rolling Six Month Treasury Yield	0.16%
Rolling Two Year Treasury Yield	0.57%
TexPool Yield	0.16%

Investment Earnings (3):

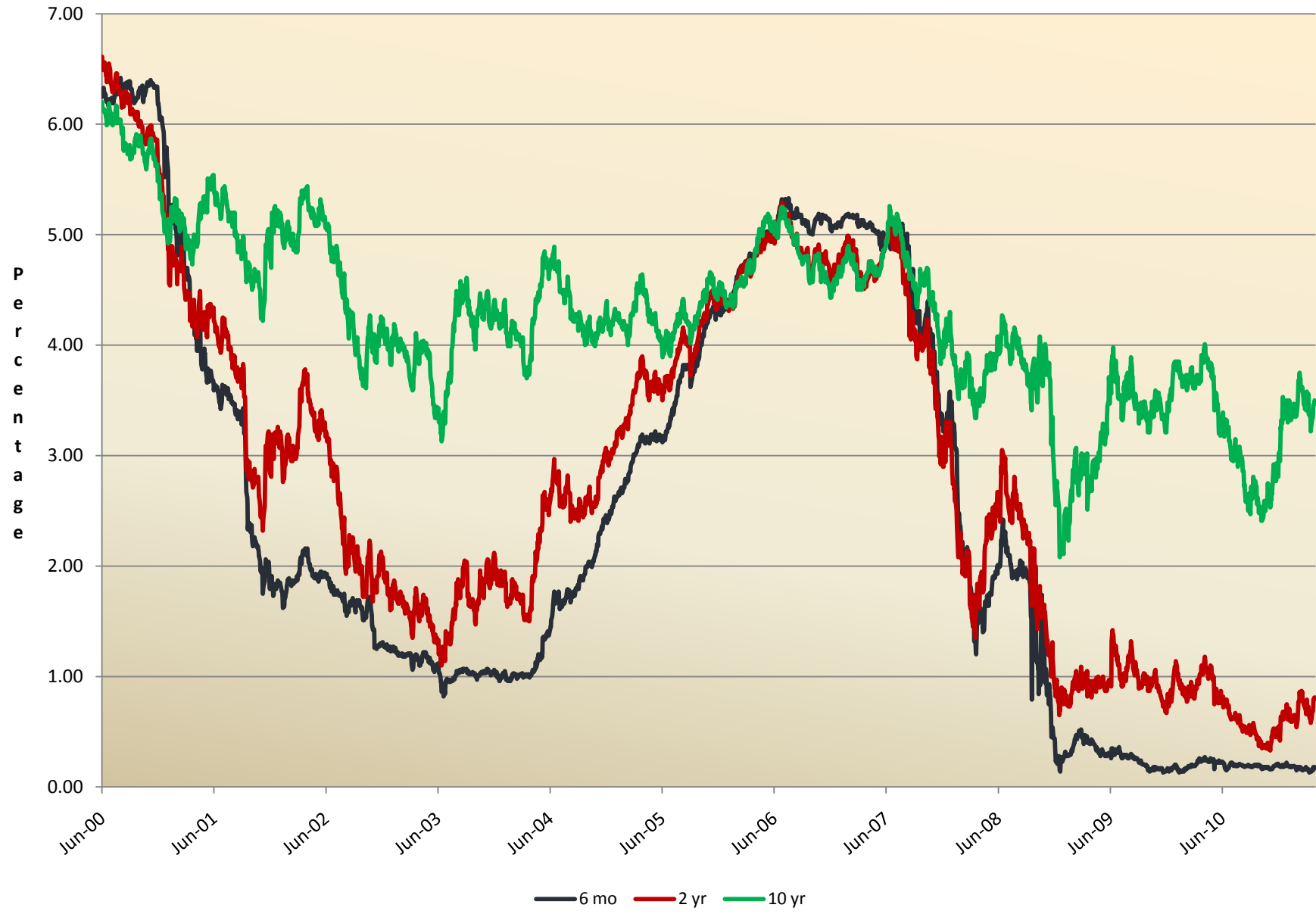
Quarter	\$ 1,052,403
Fiscal Year To Date	\$ 797,550

(1) Average Yield calculated using quarter end report yields and adjusted book values does not reflect a total return analysis or account for advisory fees.

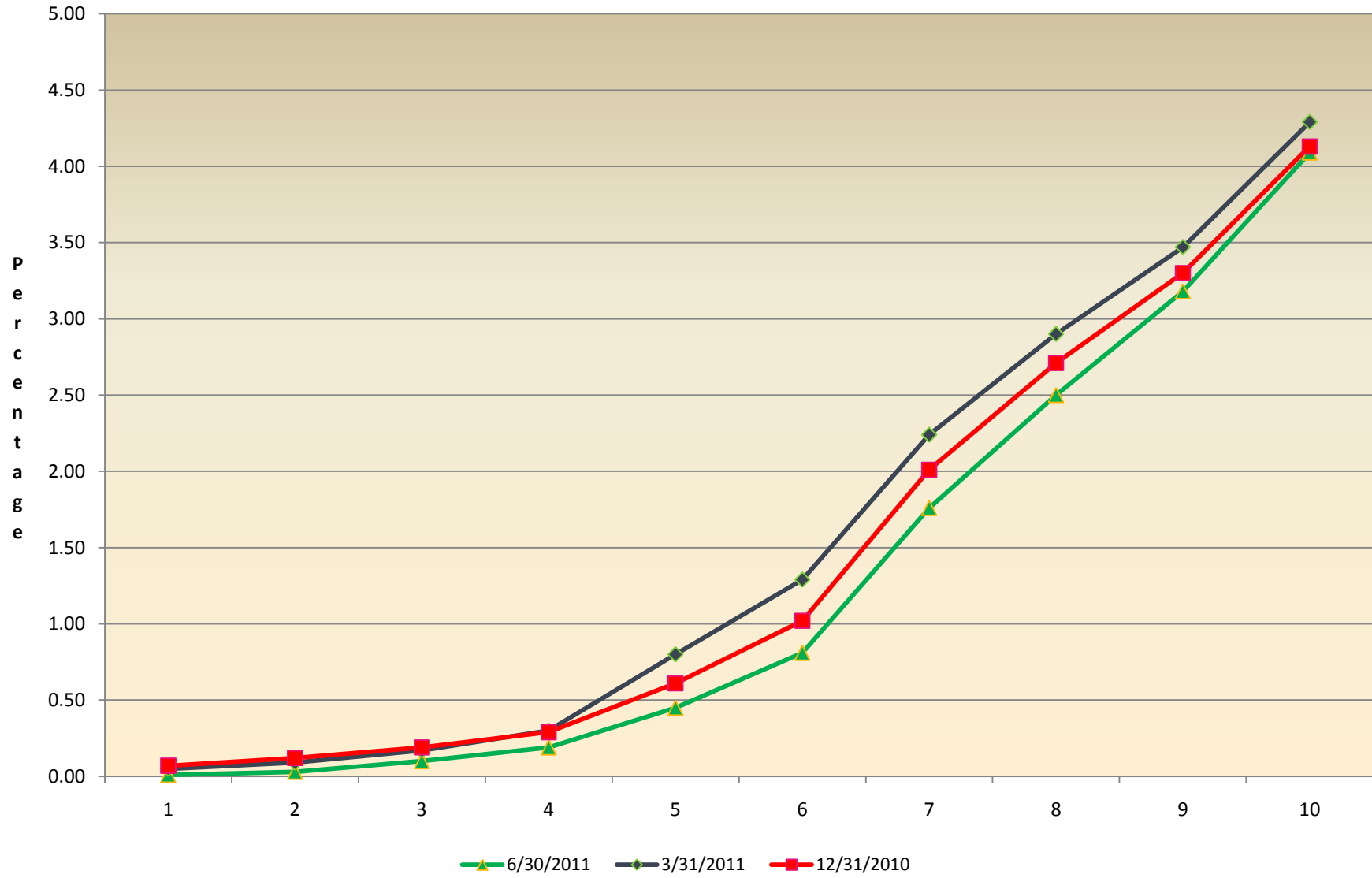
(2) Fiscal Year-to-Date Average Yields calculated using quarter end report yields and adjusted book values and does not reflect a total return analysis or account for advisory fees.

(3) Interest earnings are obtained from the general ledger - Interest plus/minus Gain or Loss on Investments plus/minus Unrealized Gain or Loss.

US Treasury Historical Yields



Treasury Yield Curves



S & P 500



Detail of Security Holdings
June 30, 2011

By Sector

Security Description	Ratings	Coupon/	Maturity	Settlement	Call	Par Value	Purchased	Adjusted	Market Price	Market	Life (mo)	Yield	Accrued Interest
		YTM	Date	Date	Date		Value	Book Value		Value			
Frost NOW Account		0.00%	07/01/11	06/30/11		26,097,640.24	26,097,640.24	26,097,640.24	1.000	26,097,640.24	0.03	0.00%	-
Legacy NOW Account		0.19%	07/01/11	06/30/11		34,932,748.94	34,932,748.94	34,932,748.94	1.000	34,932,748.94	0.03	0.19%	-
TexPool	AAAm	0.08%	07/01/11	06/30/11		32,689,375.16	32,689,375.16	32,689,375.16	1.000	32,689,375.16	0.03	0.08%	-
Texas Daily	AAAm	0.09%	07/01/11	06/30/11		31,904,965.99	31,904,965.99	31,904,965.99	1.000	31,904,965.99	0.03	0.09%	-
Certificate of Deposit		0.95%	07/28/11	07/29/10		2,005,492.22	2,005,492.22	2,005,492.22	1.000	2,005,492.22	0.92	0.95%	17,538.44
Certificate of Deposit		0.95%	07/28/11	07/29/10		4,026,012.34	4,026,012.34	4,026,012.34	1.000	4,026,012.34	0.92	0.95%	35,208.31
Certificate of Deposit		1.25%	08/09/11	02/09/10		245,000.00	245,000.00	245,000.00	1.000	245,000.00	1.31	1.25%	4,245.55
Certificate of Deposit		1.45%	08/25/11	08/26/10		3,500,000.00	3,500,000.00	3,500,000.00	1.000	3,500,000.00	1.84	1.45%	42,824.66
Certificate of Deposit		1.00%	09/15/11	03/17/11		5,000,000.00	5,000,000.00	5,000,000.00	1.000	5,000,000.00	2.52	1.00%	14,383.56
Certificate of Deposit		1.17%	11/28/11	05/27/10		244,000.00	244,000.00	244,000.00	1.000	244,000.00	4.95	1.17%	3,120.73
Certificate of Deposit		0.75%	01/16/12	02/16/11		246,000.00	246,000.00	246,000.00	1.000	246,000.00	6.56	0.75%	677.34
Certificate of Deposit		1.35%	03/09/12	03/09/10		95,000.00	95,000.00	95,000.00	1.000	95,000.00	8.30	1.35%	1,679.55
Certificate of Deposit		1.35%	03/09/12	03/09/10		95,000.00	95,000.00	95,000.00	1.000	95,000.00	8.30	1.35%	1,679.55
Certificate of Deposit		1.35%	03/09/12	03/09/10		95,000.00	95,000.00	95,000.00	1.000	95,000.00	8.30	1.35%	1,679.55
Certificate of Deposit		1.35%	03/09/12	03/09/10		95,000.00	95,000.00	95,000.00	1.000	95,000.00	8.30	1.35%	1,679.55
Certificate of Deposit		1.35%	03/09/12	03/09/10		95,000.00	95,000.00	95,000.00	1.000	95,000.00	8.30	1.35%	1,679.55
Certificate of Deposit		1.35%	03/09/12	03/09/10		95,000.00	95,000.00	95,000.00	1.000	95,000.00	8.30	1.35%	1,679.55
Certificate of Deposit		1.35%	03/09/12	03/09/10		95,000.00	95,000.00	95,000.00	1.000	95,000.00	8.30	1.35%	1,679.55
Certificate of Deposit		1.35%	03/09/12	03/09/10		95,000.00	95,000.00	95,000.00	1.000	95,000.00	8.30	1.35%	1,679.55
Certificate of Deposit		1.35%	03/09/12	03/09/10		95,000.00	95,000.00	95,000.00	1.000	95,000.00	8.30	1.35%	1,679.55
Certificate of Deposit		1.35%	03/09/12	03/09/10		95,000.00	95,000.00	95,000.00	1.000	95,000.00	8.30	1.35%	1,679.55
Certificate of Deposit		1.35%	03/09/12	03/09/10		95,000.00	95,000.00	95,000.00	1.000	95,000.00	8.30	1.35%	1,679.55
Certificate of Deposit		1.35%	03/09/12	03/09/10		95,000.00	95,000.00	95,000.00	1.000	95,000.00	8.30	1.35%	1,679.55
Certificate of Deposit		1.35%	03/09/12	03/09/10		95,000.00	95,000.00	95,000.00	1.000	95,000.00	8.30	1.35%	1,679.55
Certificate of Deposit		1.35%	03/09/12	03/09/10		95,000.00	95,000.00	95,000.00	1.000	95,000.00	8.30	1.35%	1,679.55
Certificate of Deposit		1.35%	03/09/12	03/09/10		95,000.00	95,000.00	95,000.00	1.000	95,000.00	8.30	1.35%	1,679.55
Certificate of Deposit		1.35%	03/09/12	03/09/10		95,000.00	95,000.00	95,000.00	1.000	95,000.00	8.30	1.35%	1,679.55
Certificate of Deposit		1.35%	03/09/12	03/09/10		95,000.00	95,000.00	95,000.00	1.000	95,000.00	8.30	1.35%	1,679.55
Certificate of Deposit		1.35%	03/09/12	03/09/10		95,000.00	95,000.00	95,000.00	1.000	95,000.00	8.30	1.35%	1,679.55
Certificate of Deposit		1.35%	03/09/12	03/09/10		95,000.00	95,000.00	95,000.00	1.000	95,000.00	8.30	1.35%	1,679.55
Certificate of Deposit		1.35%	03/09/12	03/09/10		95,000.00	95,000.00	95,000.00	1.000	95,000.00	8.30	1.35%	1,679.55
Certificate of Deposit		1.35%	03/09/12	03/09/10		95,000.00	95,000.00	95,000.00	1.000	95,000.00	8.30	1.35%	1,679.55
Certificate of Deposit		1.35%	03/09/12	03/09/10		95,000.00	95,000.00	95,000.00	1.000	95,000.00	8.30	1.35%	1,679.55
Certificate of Deposit		1.35%	03/09/12	03/09/10		95,000.00	95,000.00	95,000.00	1.000	95,000.00	8.30	1.35%	1,679.55
Certificate of Deposit		1.35%	03/09/12	03/09/10		95,000.00	95,000.00	95,000.00	1.000	95,000.00	8.30	1.35%	1,679.55
Certificate of Deposit		1.35%	03/09/12	03/09/10		95,000.00	95,000.00	95,000.00	1.000	95,000.00	8.30	1.35%	1,679.55
Certificate of Deposit		1.35%	03/09/12	03/09/10		95,000.00	95,000.00	95,000.00	1.000	95,000.00	8.30	1.35%	1,679.55
Certificate of Deposit		1.35%	03/09/12	03/09/10		95,000.00	95,000.00	95,000.00	1.000	95,000.00	8.30	1.35%	1,679.55
Certificate of Deposit		1.35%	03/09/12	03/09/10		95,000.00	95,000.00	95,000.00	1.000	95,000.00	8.30	1.35%	1,679.55
Certificate of Deposit		1.05%	03/11/12	03/11/11		97,575.75	97,575.75	97,575.75	1.000	97,575.75	8.36	1.05%	311.57
Certificate of Deposit		0.40%	05/04/12	05/05/11		2,000,000.00	2,000,000.00	2,000,000.00	1.000	2,000,000.00	10.13	0.40%	1,227.40

Detail of Security Holdings
June 30, 2011

By Sector

Security Description	Ratings	Coupon/ YTM	Maturity Date	Settlement Date	Call Date	Par Value	Purchased Value	Adjusted Book Value	Market Price	Market Value	Life (mo)	Yield	Accrued Interest
Certificate of Deposit		0.70%	05/27/12	05/27/11		246,775.34	246,775.34	246,775.34	1.000	246,775.34	10.89	0.70%	160.91
Certificate of Deposit		1.12%	06/01/12	12/01/10		245,000.00	245,000.00	245,000.00	1.000	245,000.00	11.05	1.12%	1,608.29
Certificate of Deposit		1.06%	08/23/12	08/26/10		5,000,000.00	5,000,000.00	5,000,000.00	1.000	5,000,000.00	13.77	1.06%	44,723.29
Certificate of Deposit		1.00%	10/13/12	05/13/11		151,804.10	151,804.10	151,804.10	1.000	151,804.10	15.44	1.00%	202.41
Certificate of Deposit		0.95%	01/13/13	01/13/11		5,047,593.52	5,047,593.52	5,047,593.52	1.000	5,047,593.52	18.46	0.95%	23,232.76
Certificate of Deposit		1.45%	08/22/13	08/26/10		1,500,000.00	1,500,000.00	1,500,000.00	1.000	1,500,000.00	25.70	1.45%	18,353.42
FFCB Bonds	AAA	0.97%	08/19/13	10/27/10	08/19/11	10,000,000.00	10,026,000.00	10,019,772.15	1.001	10,010,420.00	25.61	0.88%	35,297.22
FHLB Bonds	AAA	1.13%	07/18/11	08/05/09		5,630,000.00	5,605,228.00	5,629,373.74	1.000	5,632,482.83	0.59	1.35%	28,501.88
FHLB Bonds	AAA	1.38%	08/11/11	09/21/09		5,500,000.00	5,523,038.71	5,501,404.39	1.001	5,507,788.00	1.38	1.15%	29,199.65
FHLB Bonds	AAA	3.63%	09/16/11	12/23/10		13,000,000.00	13,315,980.40	13,092,308.88	1.008	13,097,903.000	2.56	0.29%	136,138.89
FHLB Bonds	AAA	0.30%	09/29/11	12/23/10		15,000,000.00	15,001,260.00	15,000,409.50	1.000	15,007,335.000	2.98	0.29%	11,375.00
FHLB Bonds	AAA	1.00%	02/27/12	03/09/10		8,000,000.00	8,004,824.00	8,001,621.40	1.005	8,037,192.00	7.93	0.97%	27,333.33
FHLB Bonds	AAA	1.30%	07/26/12	03/12/10		8,725,000.00	8,734,565.45	8,729,324.86	1.010	8,814,169.50	12.85	1.25%	48,520.69
FHLB Bonds	AAA	2.00%	09/14/12	03/11/10		17,000,000.00	17,256,428.00	17,123,465.33	1.020	17,333,523.00	14.49	1.39%	100,111.11
FHLB Bonds	AAA	2.38%	03/14/14	02/15/11		15,000,000.00	15,335,700.00	15,295,344.26	1.041	15,622,065.000	32.39	1.63%	104,895.83
FHLB Bonds	AAA	1.38%	09/12/14	09/30/10		10,000,000.00	10,054,542.50	10,044,223.65	1.010	10,097,510.000	38.36	1.23%	41,250.00
FHLB Bonds	AAA	2.75%	03/13/15	02/07/11		7,565,000.00	7,761,622.75	7,742,815.36	1.044	7,897,027.850	44.33	2.09%	61,833.37
FHLMC Bonds	AAA	1.72%	04/11/13	01/27/10		3,000,000.00	3,086,610.00	3,062,857.42	1.022	3,066,729.00	21.34	0.53%	11,323.33
FHLMC Bonds	AAA	4.13%	09/27/13	07/12/10		15,000,000.00	16,329,150.00	15,929,158.57	1.078	16,169,655.00	26.89	1.30%	159,843.75
FHLMC Bonds	AAA	3.00%	07/28/14	10/28/10	01/28/11	11,000,000.00	11,820,710.00	11,673,833.48	1.058	11,641,443.00	36.85	0.97%	139,333.33
FHLMC Bonds	AAA	1.15%	07/28/14	10/28/10		11,000,000.00	10,984,600.00	10,987,356.03	0.997	10,964,162.00	36.85	1.19%	53,411.11
FHLMC Bonds	AAA	1.75%	09/10/15	09/27/10		17,000,000.00	17,088,555.17	12,766,937.55	0.768	13,054,041.00	50.26	1.64%	69,513.89
FHLMC Bonds	AAA	1.75%	09/10/15	02/03/11		13,000,000.00	12,744,589.10	17,075,044.26	1.313	17,070,669.00	50.26	2.20%	90,902.78
FHLMC Bonds	AAA	Step	09/23/15	09/27/10	03/23/11	17,000,000.00	17,000,000.00	17,000,000.00	1.003	17,042,925.00	50.69	2.44%	57,256.95
FNMA Bonds	AAA	1.00%	04/04/12	03/08/10		6,000,000.00	5,986,158.00	5,994,905.12	1.005	6,031,710.00	9.15	1.11%	14,333.33
FNMA Bonds	AAA	1.88%	04/20/12	01/21/11		6,000,000.00	6,111,240.00	6,072,122.64	1.013	6,075,366.00	9.67	0.38%	21,875.00
FNMA Bonds	AAA	1.25%	08/20/13	10/27/10		10,000,000.00	10,164,100.00	10,124,830.93	1.014	10,136,700.00	25.64	0.66%	45,138.89
FNMA Bonds	AAA	5.00%	04/15/15	03/29/11		15,000,000.00	16,786,500.00	16,674,088.29	1.132	16,980,555.00	45.41	1.92%	156,250.00
TOTAL						\$ 397,544,983.60	\$ 402,846,385.68	\$ 401,666,181.41		\$ 403,416,354.78	17.51	0.91%	\$ 1,703,524.02

(1) (2)

(1) **Weighted average life** - For purposes of calculating weighted average life bank, pool, and money market investments are assumed to mature the next business day.

(2) **Weighted average yield to maturity** - The weighted average yield to maturity is based on adjusted book value, realized and unrealized gains/losses and investment advisory fees are not considered. The yield is for this month only.

Detail of Security Holdings
June 30, 2011

By Maturity

Security Description	Ratings	Coupon/ YTM	Maturity Date	Settlement Date	Call Date	Par Value	Purchased Value	Adjusted Book Value	Market Price	Market Value	Life (mo)	Yield	Accrued Interest
Frost NOW Account		0.00%	07/01/11	06/30/11		26,097,640.24	26,097,640.24	26,097,640.24	1.000	26,097,640.24	0.03	0.00%	-
Legacy NOW Account		0.19%	07/01/11	06/30/11		34,932,748.94	34,932,748.94	34,932,748.94	1.000	34,932,748.94	0.03	0.19%	-
TexPool	AAAm	0.08%	07/01/11	06/30/11		32,689,375.16	32,689,375.16	32,689,375.16	1.000	32,689,375.16	0.03	0.08%	-
Texas Daily	AAAm	0.09%	07/01/11	06/30/11		31,904,965.99	31,904,965.99	31,904,965.99	1.000	31,904,965.99	0.03	0.09%	-
FHLB Bonds	AAA	1.13%	07/18/11	08/05/09		5,630,000.00	5,605,228.00	5,629,373.74	1.000	5,632,482.83	0.59	1.35%	28,501.88
Certificate of Deposit		0.95%	07/28/11	07/29/10		2,005,492.22	2,005,492.22	2,005,492.22	1.000	2,005,492.22	0.92	0.95%	17,538.44
Certificate of Deposit		0.95%	07/28/11	07/29/10		4,026,012.34	4,026,012.34	4,026,012.34	1.000	4,026,012.34	0.92	0.95%	35,208.31
Certificate of Deposit		1.25%	08/09/11	02/09/10		245,000.00	245,000.00	245,000.00	1.000	245,000.00	1.31	1.25%	4,245.55
FHLB Bonds	AAA	1.38%	08/11/11	09/21/09		5,500,000.00	5,523,038.71	5,501,404.39	1.001	5,507,788.00	1.38	1.15%	29,199.65
Certificate of Deposit		1.45%	08/25/11	08/26/10		3,500,000.00	3,500,000.00	3,500,000.00	1.000	3,500,000.00	1.84	1.45%	42,824.66
Certificate of Deposit		1.00%	09/15/11	03/17/11		5,000,000.00	5,000,000.00	5,000,000.00	1.000	5,000,000.00	2.52	1.00%	14,383.56
FHLB Bonds	AAA	3.63%	09/16/11	12/23/10		13,000,000.00	13,315,980.40	13,092,308.88	1.008	13,097,903.000	2.56	0.29%	136,138.89
FHLB Bonds	AAA	0.30%	09/29/11	12/23/10		15,000,000.00	15,001,260.00	15,000,409.50	1.000	15,007,335.000	2.98	0.29%	11,375.00
Certificate of Deposit		1.17%	11/28/11	05/27/10		244,000.00	244,000.00	244,000.00	1.000	244,000.00	4.95	1.17%	3,120.73
Certificate of Deposit		0.75%	01/16/12	02/16/11		246,000.00	246,000.00	246,000.00	1.000	246,000.00	6.56	0.75%	677.34
FHLB Bonds	AAA	1.00%	02/27/12	03/09/10		8,000,000.00	8,004,824.00	8,001,621.40	1.005	8,037,192.00	7.93	0.97%	27,333.33
Certificate of Deposit		1.35%	03/09/12	03/09/10		95,000.00	95,000.00	95,000.00	1.000	95,000.00	8.30	1.35%	1,679.55
Certificate of Deposit		1.35%	03/09/12	03/09/10		95,000.00	95,000.00	95,000.00	1.000	95,000.00	8.30	1.35%	1,679.55
Certificate of Deposit		1.35%	03/09/12	03/09/10		95,000.00	95,000.00	95,000.00	1.000	95,000.00	8.30	1.35%	1,679.55
Certificate of Deposit		1.35%	03/09/12	03/09/10		95,000.00	95,000.00	95,000.00	1.000	95,000.00	8.30	1.35%	1,679.55
Certificate of Deposit		1.35%	03/09/12	03/09/10		95,000.00	95,000.00	95,000.00	1.000	95,000.00	8.30	1.35%	1,679.55
Certificate of Deposit		1.35%	03/09/12	03/09/10		95,000.00	95,000.00	95,000.00	1.000	95,000.00	8.30	1.35%	1,679.55
Certificate of Deposit		1.35%	03/09/12	03/09/10		95,000.00	95,000.00	95,000.00	1.000	95,000.00	8.30	1.35%	1,679.55
Certificate of Deposit		1.35%	03/09/12	03/09/10		95,000.00	95,000.00	95,000.00	1.000	95,000.00	8.30	1.35%	1,679.55
Certificate of Deposit		1.35%	03/09/12	03/09/10		95,000.00	95,000.00	95,000.00	1.000	95,000.00	8.30	1.35%	1,679.55
Certificate of Deposit		1.35%	03/09/12	03/09/10		95,000.00	95,000.00	95,000.00	1.000	95,000.00	8.30	1.35%	1,679.55
Certificate of Deposit		1.35%	03/09/12	03/09/10		95,000.00	95,000.00	95,000.00	1.000	95,000.00	8.30	1.35%	1,679.55
Certificate of Deposit		1.35%	03/09/12	03/09/10		95,000.00	95,000.00	95,000.00	1.000	95,000.00	8.30	1.35%	1,679.55
Certificate of Deposit		1.35%	03/09/12	03/09/10		95,000.00	95,000.00	95,000.00	1.000	95,000.00	8.30	1.35%	1,679.55
Certificate of Deposit		1.35%	03/09/12	03/09/10		95,000.00	95,000.00	95,000.00	1.000	95,000.00	8.30	1.35%	1,679.55
Certificate of Deposit		1.35%	03/09/12	03/09/10		95,000.00	95,000.00	95,000.00	1.000	95,000.00	8.30	1.35%	1,679.55
Certificate of Deposit		1.35%	03/09/12	03/09/10		95,000.00	95,000.00	95,000.00	1.000	95,000.00	8.30	1.35%	1,679.55
Certificate of Deposit		1.35%	03/09/12	03/09/10		95,000.00	95,000.00	95,000.00	1.000	95,000.00	8.30	1.35%	1,679.55
Certificate of Deposit		1.35%	03/09/12	03/09/10		95,000.00	95,000.00	95,000.00	1.000	95,000.00	8.30	1.35%	1,679.55
Certificate of Deposit		1.35%	03/09/12	03/09/10		95,000.00	95,000.00	95,000.00	1.000	95,000.00	8.30	1.35%	1,679.55
Certificate of Deposit		1.35%	03/09/12	03/09/10		95,000.00	95,000.00	95,000.00	1.000	95,000.00	8.30	1.35%	1,679.55
Certificate of Deposit		1.35%	03/09/12	03/09/10		95,000.00	95,000.00	95,000.00	1.000	95,000.00	8.30	1.35%	1,679.55
Certificate of Deposit		1.35%	03/09/12	03/09/10		95,000.00	95,000.00	95,000.00	1.000	95,000.00	8.30	1.35%	1,679.55
Certificate of Deposit		1.35%	03/09/12	03/09/10		95,000.00	95,000.00	95,000.00	1.000	95,000.00	8.30	1.35%	1,679.55
Certificate of Deposit		1.35%	03/09/12	03/09/10		95,000.00	95,000.00	95,000.00	1.000	95,000.00	8.30	1.35%	1,679.55
Certificate of Deposit		1.35%	03/09/12	03/09/10		95,000.00	95,000.00	95,000.00	1.000	95,000.00	8.30	1.35%	1,679.55
Certificate of Deposit		1.35%	03/09/12	03/09/10		95,000.00	95,000.00	95,000.00	1.000	95,000.00	8.30	1.35%	1,679.55
Certificate of Deposit		1.35%	03/09/12	03/09/10		95,000.00	95,000.00	95,000.00	1.000	95,000.00	8.30	1.35%	1,679.55
Certificate of Deposit		1.35%	03/09/12	03/09/10		95,000.00	95,000.00	95,000.00	1.000	95,000.00	8.30	1.35%	1,679.55
Certificate of Deposit		1.35%	03/09/12	03/09/10		95,000.00	95,000.00	95,000.00	1.000	95,000.00	8.30	1.35%	1,679.55
Certificate of Deposit		1.35%	03/09/12	03/09/10		95,000.00	95,000.00	95,000.00	1.000	95,000.00	8.30	1.35%	1,679.55
Certificate of Deposit		1.35%	03/09/12	03/09/10		95,000.00	95,000.00	95,000.00	1.000	95,000.00	8.30	1.35%	1,679.55
Certificate of Deposit		1.35%	03/09/12	03/09/10		95,000.00	95,000.00	95,000.00	1.000	95,000.00	8.30	1.35%	1,679.55
Certificate of Deposit		1.35%	03/09/12	03/09/10		95,000.00	95,000.00	95,000.00	1.000	95,000.00	8.30	1.35%	1,679.55
Certificate of Deposit		1.35%	03/09/12	03/09/10		95,000.00	95,000.00	95,000.00	1.000	95,000.00	8.30	1.35%	1,679.55
Certificate of Deposit		1.35%	03/09/12	03/09/10		95,000.00	95,000.00	95,000.00	1.000	95,000.00	8.30	1.35%	1,679.55
Certificate of Deposit		1.35%	03/09/12	03/09/10		95,000.00	95,000.00	95,000.00	1.000	95,000.00	8.30	1.35%	1,679.55
Certificate of Deposit		1.35%	03/09/12	03/09/10		95,000.00	95,000.00	95,000.00	1.000	95,000.00	8.30	1.35%	1,679.55
Certificate of Deposit		1.35%	03/09/12	03/09/10		95,000.00	95,000.00	95,000.00	1.000	95,000.00	8.30	1.35%	1,679.55
Certificate of Deposit		1.35%	03/09/12	03/09/10		95,000.00	95,000.00	95,000.00	1.000	95,000.00	8.30	1.35%	1,679.55
Certificate of Deposit		1.35%	03/09/12	03/09/10		95,000.00	95,000.00	95,000.00	1.000	95,000.00	8.30	1.35%	1,679.55
Certificate of Deposit		1.35%	03/09/12	03/09/10		95,000.00	95,000.00	95,000.00	1.000	95,000.00	8.30	1.35%	1,679.55
Certificate of Deposit		1.35%	03/09/12	03/09/10		95,000.00	95,000.00	95,000.00	1.000	95,000.00	8.30	1.35%	1,679.55
Certificate of Deposit		1.35%	03/09/12	03/09/10		95,000.00	95,000.00	95,000.00	1.000	95,000.00	8.30	1.35%	1,679.55
Certificate of Deposit		1.35%	03/09/12	03/09/10		95,000.00	95,000.00	95,000.00	1.000	95,000.00	8.30	1.35%	1,679.55
Certificate of Deposit		1.35%	03/09/12	03/09/10		95,000.00	95,000.00	95,000.00	1.000	95,000.00	8.30	1.35%	1,679.55
Certificate of Deposit		1.35%	03/09/12	03/09/10		95,000.00	95,000.00	95,000.00	1.000	95,000.00	8.30	1.35%	1,679.55
Certificate of Deposit		1.35%	03/09/12	03/09/10		95,000.00	95,000.00	95,000.00	1.000	95,000.00	8.30	1.35%	1,679.55
Certificate of Deposit		1.35%	03/09/12	03/09/10		95,000.00	95,000.00	95,000.00	1.000	95,000.00	8.30	1.35%	1,679.55
Certificate of Deposit		1.35%	03/09/12	03/09/10		95,000.00	95,000.00	95,000.00	1.000	95,000.00	8.30	1.35%	1,679.55
Certificate of Deposit		1.35%	03/09/12	03/09/10		95,000.00	95,000.00	95,000.00	1.000	95,000.00	8.30	1.35%	1,679.55
Certificate of Deposit		1.35%	03/09/12	03/09/10		95,000.00	95,000.00	95,000.00	1.000	95,000.00	8.30	1.35%	1,679.55
Certificate of Deposit		1.35%	03/09/12	03/09/10		95,000.00	95,000.00	95,000.00	1.000	95,000.00	8.30	1.35%	1,679.55
Certificate of Deposit		1.35%	03/09/12	03/09/10		95,000.00	95,000.00	95,000.00	1.000	95,000.00	8.30	1.35%	1,679.55
Certificate of Deposit		1.35%	03/09/12	03/09/10		95,000.00	95,000.00	95,000.00	1.000	95,000.00	8.30	1.35%	1,679.55
Certificate of Deposit		1.35%	03/09/12	03/09/10		95,000.0							

Detail of Security Holdings
June 30, 2011

By Maturity

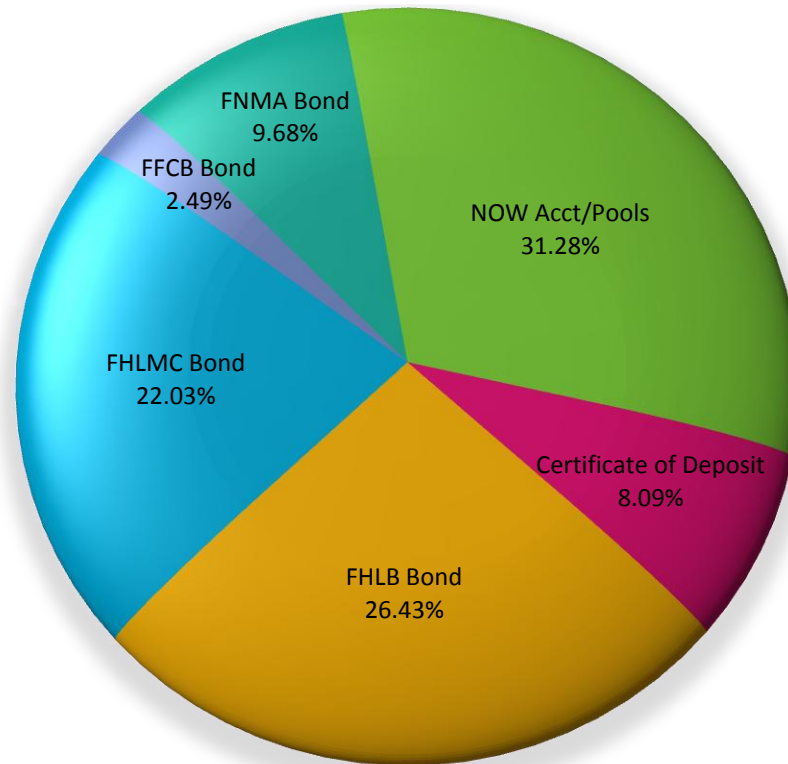
Security Description	Ratings	Coupon/ YTM	Maturity Date	Settlement Date	Call Date	Par Value	Purchased Value	Adjusted Book Value	Market Price	Market Value	Life (mo)	Yield	Accrued Interest
FNMA Bonds	AAA	1.00%	04/04/12	03/08/10		6,000,000.00	5,986,158.00	5,994,905.12	1.005	6,031,710.00	9.15	1.11%	14,333.33
FNMA Bonds	AAA	1.88%	04/20/12	01/21/11		6,000,000.00	6,111,240.00	6,072,122.64	1.013	6,075,366.00	9.67	0.38%	21,875.00
Certificate of Deposit		0.40%	05/04/12	05/05/11		2,000,000.00	2,000,000.00	2,000,000.00	1.000	2,000,000.00	10.13	0.40%	1,227.40
Certificate of Deposit		0.70%	05/27/12	05/27/11		246,775.34	246,775.34	246,775.34	1.000	246,775.34	10.89	0.70%	160.91
Certificate of Deposit		1.12%	06/01/12	12/01/10		245,000.00	245,000.00	245,000.00	1.000	245,000.00	11.05	1.12%	1,608.29
FHLB Bonds	AAA	1.30%	07/26/12	03/12/10		8,725,000.00	8,734,565.45	8,729,324.86	1.010	8,814,169.50	12.85	1.25%	48,520.69
Certificate of Deposit		1.06%	08/23/12	08/26/10		5,000,000.00	5,000,000.00	5,000,000.00	1.000	5,000,000.00	13.77	1.06%	44,723.29
FHLB Bonds	AAA	2.00%	09/14/12	03/11/10		17,000,000.00	17,256,428.00	17,123,465.33	1.020	17,333,523.00	14.49	1.39%	100,111.11
Certificate of Deposit		1.00%	10/13/12	05/13/11		151,804.10	151,804.10	151,804.10	1.000	151,804.10	15.44	1.00%	202.41
Certificate of Deposit		0.95%	01/13/13	01/13/11		5,047,593.52	5,047,593.52	5,047,593.52	1.000	5,047,593.52	18.46	0.95%	23,232.76
FHLMC Bonds	AAA	1.72%	04/11/13	01/27/10		3,000,000.00	3,086,610.00	3,062,857.42	1.022	3,066,729.00	21.34	0.53%	11,323.33
FFCB Bonds	AAA	0.97%	08/19/13	10/27/10	08/19/11	10,000,000.00	10,026,000.00	10,019,772.15	1.001	10,010,420.00	25.61	0.88%	35,297.22
FNMA Bonds	AAA	1.25%	08/20/13	10/27/10		10,000,000.00	10,164,100.00	10,124,830.93	1.014	10,136,700.00	25.64	0.66%	45,138.89
Certificate of Deposit		1.45%	08/22/13	08/26/10		1,500,000.00	1,500,000.00	1,500,000.00	1.000	1,500,000.00	25.70	1.45%	18,353.42
FHLMC Bonds	AAA	4.13%	09/27/13	07/12/10		15,000,000.00	16,329,150.00	15,929,158.57	1.078	16,169,655.00	26.89	1.30%	159,843.75
FHLB Bonds	AAA	2.38%	03/14/14	02/15/11		15,000,000.00	15,335,700.00	15,295,344.26	1.041	15,622,065.000	32.39	1.63%	104,895.83
FHLMC Bonds	AAA	3.00%	07/28/14	10/28/10	01/28/11	11,000,000.00	11,820,710.00	11,673,833.48	1.058	11,641,443.00	36.85	0.97%	139,333.33
FHLMC Bonds	AAA	1.15%	07/28/14	10/28/10		11,000,000.00	10,984,600.00	10,987,356.03	0.997	10,964,162.00	36.85	1.19%	53,411.11
FHLB Bonds	AAA	1.38%	09/12/14	09/30/10		10,000,000.00	10,054,542.50	10,044,223.65	1.010	10,097,510.000	38.36	1.23%	41,250.00
FHLB Bonds	AAA	2.75%	03/13/15	02/07/11		7,565,000.00	7,761,622.75	7,742,815.36	1.044	7,897,027.850	44.33	2.09%	61,833.37
FNMA Bonds	AAA	5.00%	04/15/15	03/29/11		15,000,000.00	16,786,500.00	16,674,088.29	1.132	16,980,555.00	45.41	1.92%	156,250.00
FHLMC Bonds	AAA	1.75%	09/10/15	09/27/10		17,000,000.00	17,088,555.17	12,766,937.55	0.768	13,054,041.00	50.26	1.64%	69,513.89
FHLMC Bonds	AAA	1.75%	09/10/15	02/03/11		13,000,000.00	12,744,589.10	17,075,044.26	1.313	17,070,669.00	50.26	2.20%	90,902.78
FHLMC Bonds	AAA	Step	09/23/15	09/27/10	03/23/11	17,000,000.00	17,000,000.00	17,000,000.00	1.003	17,042,925.00	50.69	2.44%	57,256.95
TOTAL						\$ 397,544,983.60	\$ 402,846,385.68	\$ 401,666,181.41		\$ 403,416,354.78	17.51	0.91%	\$ 1,703,524.02

(1) (2)

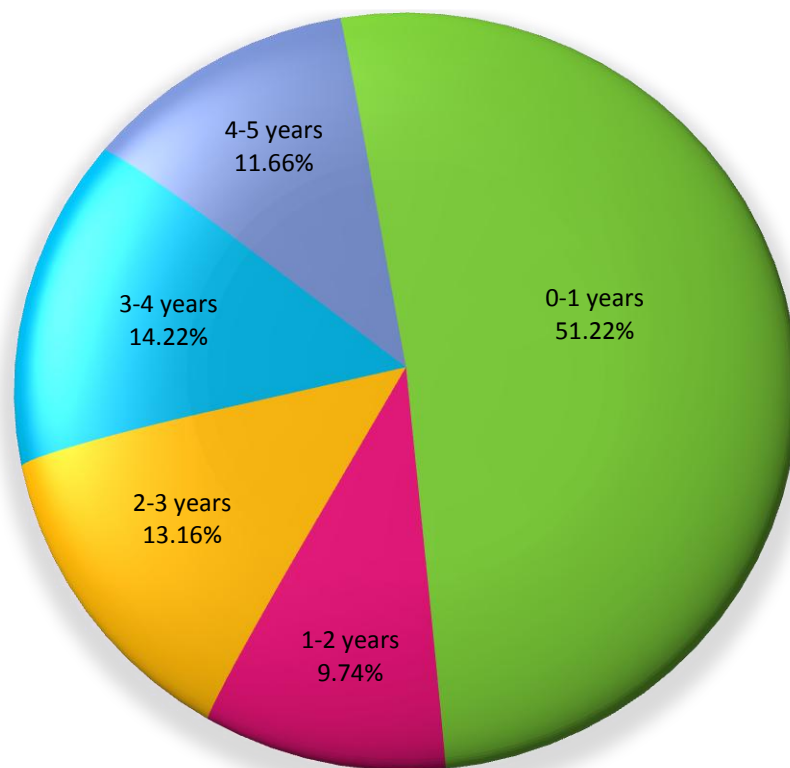
(1) Weighted average life - For purposes of calculating weighted average life bank, pool, and money market investments are assumed to mature the next business day.

(2) Weighted average yield to maturity - The weighted average yield to maturity is based on adjusted book value, realized and unrealized gains/losses and investment advisory fees are not considered. The yield is for this month only.

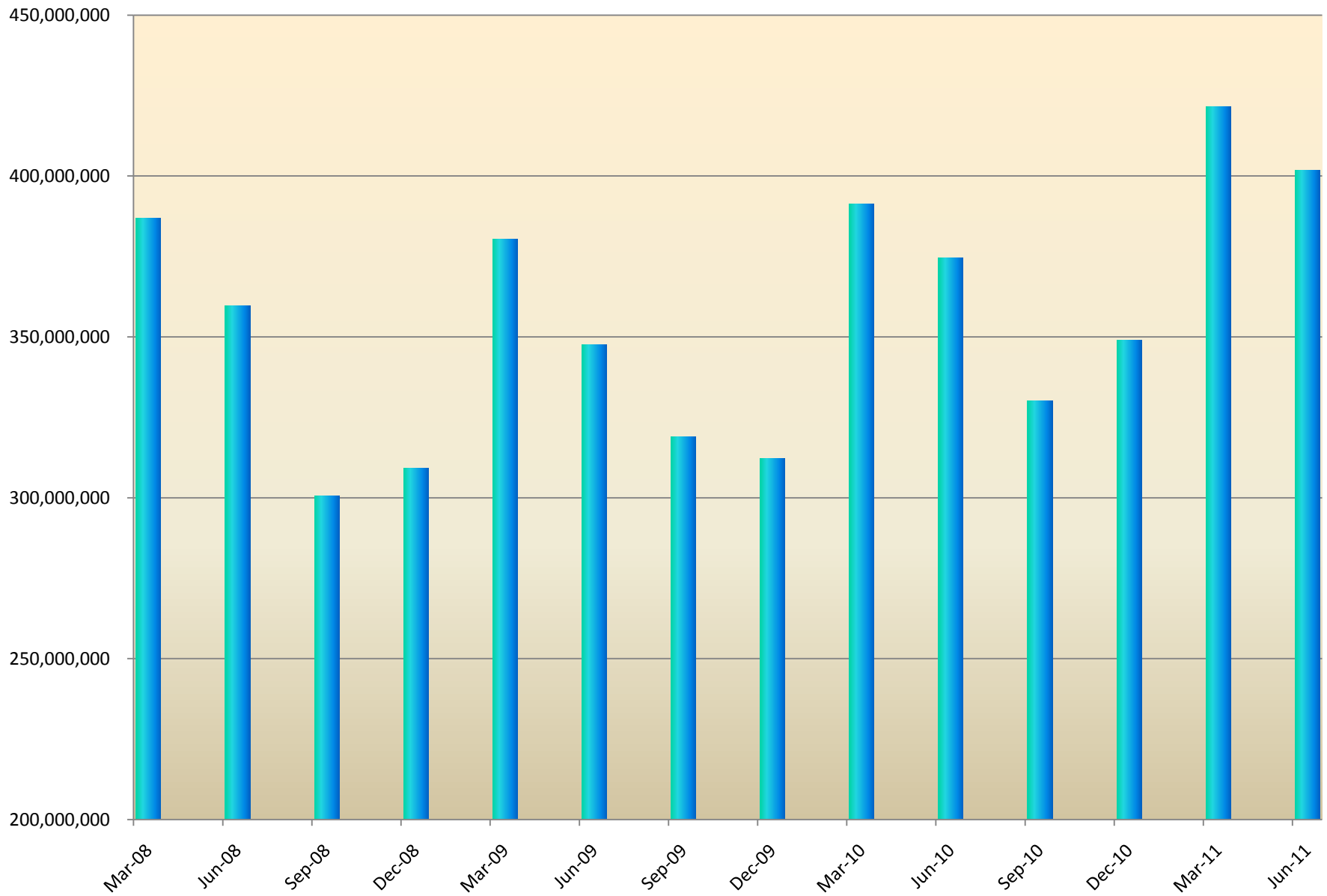
Portfolio Composition 6/30/11



Portfolio Maturities 6/30/11



Quarter End Book Value



Adjusted Book Value Comparison

Security Description	Coupon/ Yield	Maturity Date	March 31, 2011		Purchase/ Adjustment	Maturity/Call/ Adjustment	June 30, 2011	
			Par Value	Adjusted Book Value			Par Value	Adjusted Book Value
Certificate of Deposit	1.35%	03/09/12	95,000.00	95,000.00	-	-	95,000.00	95,000.00
Certificate of Deposit	1.05%	03/11/12	97,575.75	97,575.75	-	-	97,575.75	97,575.75
Certificate of Deposit	0.40%	05/04/12	-	-	2,000,000.00	-	2,000,000.00	2,000,000.00
Certificate of Deposit	0.70%	05/27/12	-	-	246,775.34	-	246,775.34	246,775.34
Certificate of Deposit	1.12%	06/01/12	245,000.00	245,000.00	-	-	245,000.00	245,000.00
Certificate of Deposit	1.06%	08/23/12	5,000,000.00	5,000,000.00	-	-	5,000,000.00	5,000,000.00
Certificate of Deposit	1.00%	10/13/12	-	-	151,804.10	-	151,804.10	151,804.10
Certificate of Deposit	0.95%	01/13/13	5,047,593.52	5,047,593.52	-	-	5,047,593.52	5,047,593.52
Certificate of Deposit	1.45%	08/23/13	1,500,000.00	1,500,000.00	-	-	1,500,000.00	1,500,000.00
FFCB Bond	0.97%	08/19/13	10,000,000.00	10,022,075.95	-	(2,303.80)	10,000,000.00	10,019,772.15
FHLB Bond	6.00%	05/13/11	1,000,000.00	1,005,518.77	-	(1,005,518.77)	-	-
FHLB Bond	3.13%	06/10/11	12,000,000.00	12,040,608.60	-	(12,040,608.60)	-	-
FHLB Bond	1.13%	07/18/11	5,630,000.00	5,626,207.66	3,166.08	-	5,630,000.00	5,629,373.74
FHLB Bond	1.38%	08/11/11	5,500,000.00	5,504,447.24	-	(3,042.85)	5,500,000.00	5,501,404.39
FHLB Bond	3.63%	09/16/11	13,000,000.00	13,200,002.58	-	(107,693.70)	13,000,000.00	13,092,308.88
FHLB Bond	0.30%	09/29/11	15,000,000.00	15,000,819.00	-	(409.50)	15,000,000.00	15,000,409.50
FHLB Bond	1.00%	02/27/12	8,000,000.00	8,002,231.10	-	(609.70)	8,000,000.00	8,001,621.40
FHLB Bond	1.30%	07/26/12	8,725,000.00	8,730,328.85	-	(1,003.99)	8,725,000.00	8,729,324.86
FHLB Bond	2.00%	09/14/12	17,000,000.00	17,148,884.67	-	(25,419.34)	17,000,000.00	17,123,465.33
FHLB Bond	0.75%	04/25/13	3,000,000.00	3,001,369.26	-	(3,001,369.26)	-	-
FHLB Bond	2.38%	03/14/14	15,000,000.00	15,322,547.02	-	(27,202.76)	15,000,000.00	15,295,344.26
FHLB Bond	1.38%	09/12/14	10,000,000.00	10,047,663.27	-	(3,439.62)	10,000,000.00	10,044,223.65
FHLB Bond	2.75%	03/13/15	7,565,000.00	7,754,783.70	-	(11,968.34)	7,565,000.00	7,742,815.36
FHLMC Bond	3.50%	05/05/11	3,000,000.00	3,006,590.59	-	(3,006,590.59)	-	-
FHLMC Bond	1.72%	04/11/13	3,000,000.00	3,071,643.95	-	(8,786.53)	3,000,000.00	3,062,857.42
FHLMC Bond	1.20%	08/16/13	17,000,000.00	16,999,190.08	-	(16,999,190.08)	-	-
FHLMC Bond	4.13%	09/27/13	15,000,000.00	16,032,272.51	-	(103,113.94)	15,000,000.00	15,929,158.57
FHLMC Bond	1.15%	07/28/14	11,000,000.00	10,986,332.36	1,023.67	-	11,000,000.00	10,987,356.03
FHLMC Bond	3.00%	07/28/14	11,000,000.00	11,728,387.62	-	(54,554.14)	11,000,000.00	11,673,833.48
FHLMC Bond	1.75%	09/10/15	17,000,000.00	17,079,498.95	-	(4,454.69)	17,000,000.00	17,075,044.26
FHLMC Bond	1.75%	09/10/15	13,000,000.00	12,753,102.80	13,834.75	-	13,000,000.00	12,766,937.55
FHLMC Bond	Step	09/23/15	17,000,000.00	17,000,000.00	-	-	17,000,000.00	17,000,000.00
FNMA Bond	1.00%	04/04/12	6,000,000.00	5,993,243.35	1,661.77	-	6,000,000.00	5,994,905.12
FNMA Bond	1.88%	04/20/12	6,000,000.00	6,094,370.64	-	(22,248.00)	6,000,000.00	6,072,122.64
FNMA Bond	1.25%	08/20/13	10,000,000.00	10,139,357.30	-	(14,526.37)	10,000,000.00	10,124,830.93
FNMA Bond	Step	9/30/2014	8,785,000.00	8,785,000.00	-	(8,785,000.00)	-	-
FNMA Bond	5.00%	4/15/2015	15,000,000.00	16,784,082.54	-	(109,994.25)	15,000,000.00	16,674,088.29
TOTAL			\$ 416,958,356.08	\$ 421,613,916.44	\$ 30,025,404.16	\$ (49,973,139.19)	\$ 397,544,983.60	\$ 401,666,181.41

Market Value Comparison

Security Description	Coupon/ Yield	Maturity Date	March 31, 2011		Qtr to Qtr Change (1)	June 30, 2011	
			Par Value	Market Value		Par Value	Market Value
Certificate of Deposit	1.05%	03/11/12	97,575.75	97,575.75	-	97,575.75	97,575.75
Certificate of Deposit	0.40%	05/04/12	-	-	2,000,000.00	2,000,000.00	2,000,000.00
Certificate of Deposit	0.70%	05/27/12	-	-	246,775.34	246,775.34	246,775.34
Certificate of Deposit	1.12%	06/01/12	245,000.00	245,000.00	-	245,000.00	245,000.00
Certificate of Deposit	1.06%	08/23/12	5,000,000.00	5,000,000.00	-	5,000,000.00	5,000,000.00
Certificate of Deposit	1.00%	10/13/12	-	-	151,804.10	151,804.10	151,804.10
Certificate of Deposit	0.95%	01/13/13	5,047,593.52	5,047,593.52	-	5,047,593.52	5,047,593.52
Certificate of Deposit	1.45%	08/23/13	1,500,000.00	1,500,000.00	-	1,500,000.00	1,500,000.00
FFCB Bond	0.97%	08/19/13	10,000,000.00	10,022,075.95	(11,655.95)	10,000,000.00	10,010,420.00
FHLB Bond	6.00%	05/13/11	1,000,000.00	1,005,518.77	(1,005,518.77)	-	-
FHLB Bond	3.13%	06/10/11	12,000,000.00	12,040,608.60	(12,040,608.60)	-	-
FHLB Bond	1.13%	07/18/11	5,630,000.00	5,626,207.66	6,275.17	5,630,000.00	5,632,482.83
FHLB Bond	1.38%	08/11/11	5,500,000.00	5,504,447.24	3,340.76	5,500,000.00	5,507,788.00
FHLB Bond	3.63%	09/16/11	13,000,000.00	13,200,002.58	(102,099.58)	13,000,000.00	13,097,903.00
FHLB Bond	0.30%	09/29/11	15,000,000.00	15,000,819.00	6,516.00	15,000,000.00	15,007,335.00
FHLB Bond	1.00%	02/27/12	8,000,000.00	8,002,231.10	34,960.90	8,000,000.00	8,037,192.00
FHLB Bond	1.30%	07/26/12	8,725,000.00	8,730,328.85	83,840.65	8,725,000.00	8,814,169.50
FHLB Bond	2.00%	09/14/12	17,000,000.00	17,148,884.67	184,638.33	17,000,000.00	17,333,523.00
FHLB Bond	0.75%	04/25/13	3,000,000.00	3,001,369.26	(3,001,369.26)	-	-
FHLB Bond	2.38%	03/14/14	15,000,000.00	15,322,547.02	299,517.98	15,000,000.00	15,622,065.00
FHLB Bond	1.38%	09/12/14	10,000,000.00	10,047,663.27	49,846.73	10,000,000.00	10,097,510.00
FHLB Bond	2.75%	03/13/15	7,565,000.00	7,754,783.70	142,244.15	7,565,000.00	7,897,027.85
FHLMC Bond	3.50%	05/05/11	3,000,000.00	3,006,590.59	(3,006,590.59)	-	-
FHLMC Bond	1.72%	04/11/13	3,000,000.00	3,071,643.95	(4,914.95)	3,000,000.00	3,066,729.00
FHLMC Bond	1.20%	08/16/13	17,000,000.00	16,999,190.08	(16,999,190.08)	-	-
FHLMC Bond	4.13%	09/27/13	15,000,000.00	16,032,272.51	137,382.49	15,000,000.00	16,169,655.00
FHLMC Bond	1.15%	07/28/14	11,000,000.00	10,986,332.36	(22,170.36)	11,000,000.00	10,964,162.00
FHLMC Bond	3.00%	07/28/14	11,000,000.00	11,728,387.62	(86,944.62)	11,000,000.00	11,641,443.00
FHLMC Bond	1.75%	09/10/15	17,000,000.00	17,079,498.95	(8,829.95)	17,000,000.00	17,070,669.00
FHLMC Bond	1.75%	09/10/15	13,000,000.00	12,753,102.80	300,938.20	13,000,000.00	13,054,041.00
FHLMC Bond	Step	09/23/15	17,000,000.00	17,000,000.00	42,925.00	17,000,000.00	17,042,925.00
FNMA Bond	1.00%	04/04/12	6,000,000.00	5,993,243.35	38,466.65	6,000,000.00	6,031,710.00
FNMA Bond	1.88%	04/20/12	6,000,000.00	6,094,370.64	(19,004.64)	6,000,000.00	6,075,366.00
FNMA Bond	1.25%	08/20/13	10,000,000.00	10,139,357.30	(2,657.30)	10,000,000.00	10,136,700.00
FNMA Bond	Step	9/30/2014	8,785,000.00	8,785,000.00	(8,785,000.00)	-	-
FNMA Bond	5.00%	4/15/2015	15,000,000.00	16,784,082.54	196,472.46	15,000,000.00	16,980,555.00
TOTAL			\$ 416,958,356.08	\$ 421,613,916.44		\$ 397,544,983.60	\$ 403,416,354.78

(1) Does not include interest.

Allocation**June 30, 2011**

Book Value	% Equity in Treasury Pool	Book Value Fund Allocation
General Fund	16.16%	64,922,248.84
Debt Service Funds	8.23%	33,063,667.53
Capital Projects Funds	34.65%	139,195,985.10
Enterprise Funds	12.45%	49,999,825.10
Special Revenue Funds	10.18%	40,873,680.01
Internal Service Funds	13.34%	53,563,062.19
Fiduciary Funds	4.99%	20,047,712.64
Totals	100.00%	401,666,181.41

Market Value	% Equity in Treasury Pool	Market Value Fund Allocation
General Fund	16.16%	65,205,133.47
Debt Service Funds	8.23%	33,207,735.30
Capital Projects Funds	34.65%	139,802,501.45
Enterprise Funds	12.45%	50,217,688.51
Special Revenue Funds	10.18%	41,051,778.22
Internal Service Funds	13.34%	53,796,451.63
Fiduciary Funds	4.99%	20,135,066.21
Totals	100.00%	403,416,354.78

Allocations are based upon fund equity in the Treasury Pool at the end of the period.